



# StyleLine Range

adjustable shutters   fixed louvres   sunset screens   aluminium decking   tropical room  
aluminium balustrading   aluminium lattice



Benck Marketing Service Pty. Ltd. Trading as Patio World and Patio World N.T.  
QBCC Lic. No. 056714 NT Lic. No.46360CR ABN 77 058 138 293



# adjustable shutters

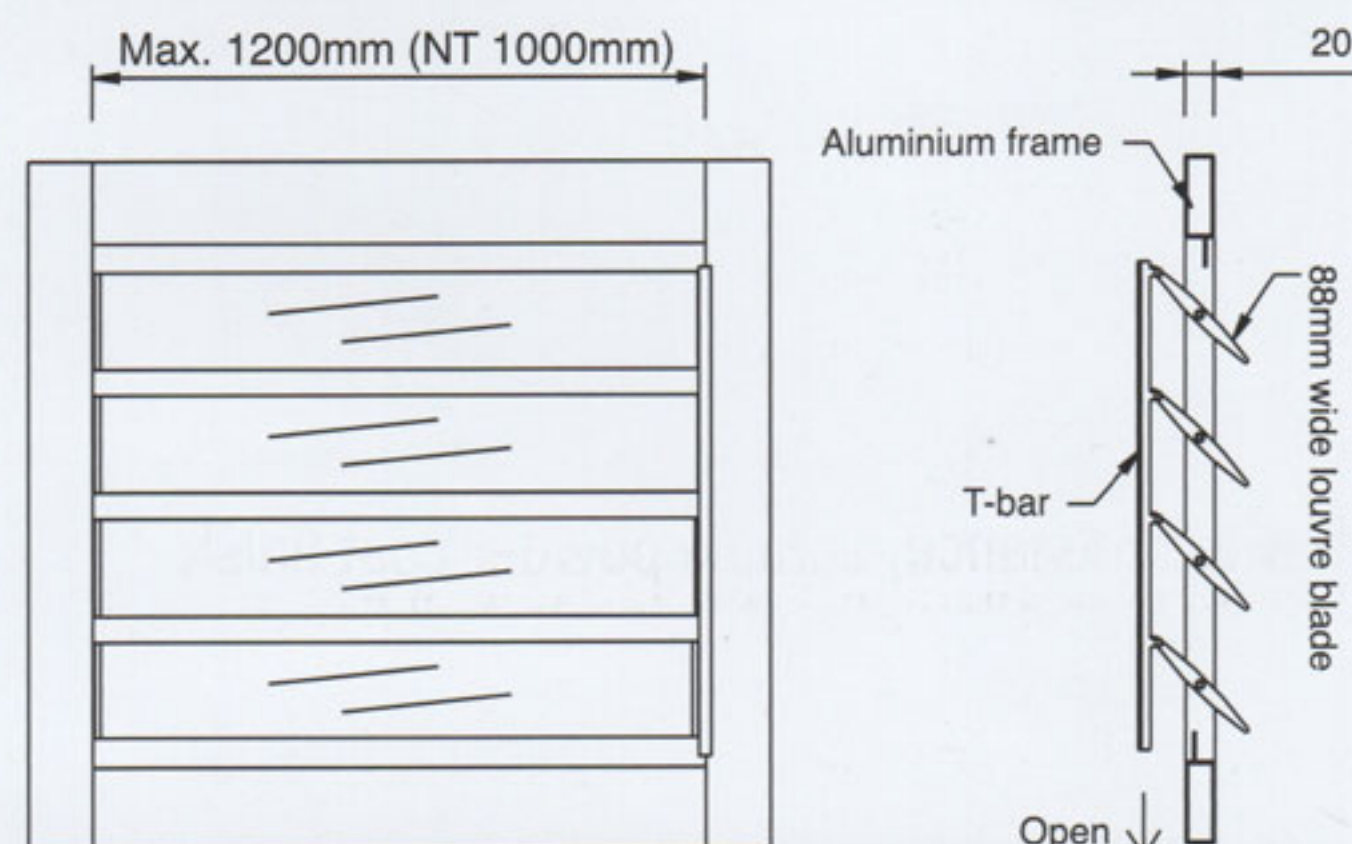
Styleline adjustable shutters provide you with a fresh new perspective on the traditional shutter system. The Styleline system is an architecturally designed slimline blade constructed from powder coated aluminium. The Styleline shutters are designed for use in a range of internal and external applications including security, privacy control, noise reduction and the control of light and ventilation.

## Features of the Styleline Shutters

- the strength of high quality aluminium
- finished in durable hard wearing powdercoat
- Slimline frame to maximise vision
- T-Bar control at both ends of shutter blades
- T-Bar adjustable tension to eliminate light penetration
- a wide range of designer colours
- fully cyclone rated

## Applications for the Styleline Shutters

- internal or external use
- adjustable shutter louvres allows control of light
- total adjustment for control of privacy and view
- water resistant shutters allows control of wind and rain
- can be fitted as either fixed or sliding panels
- secure entrances as hinged or bi-fold doors



# fixed louvres

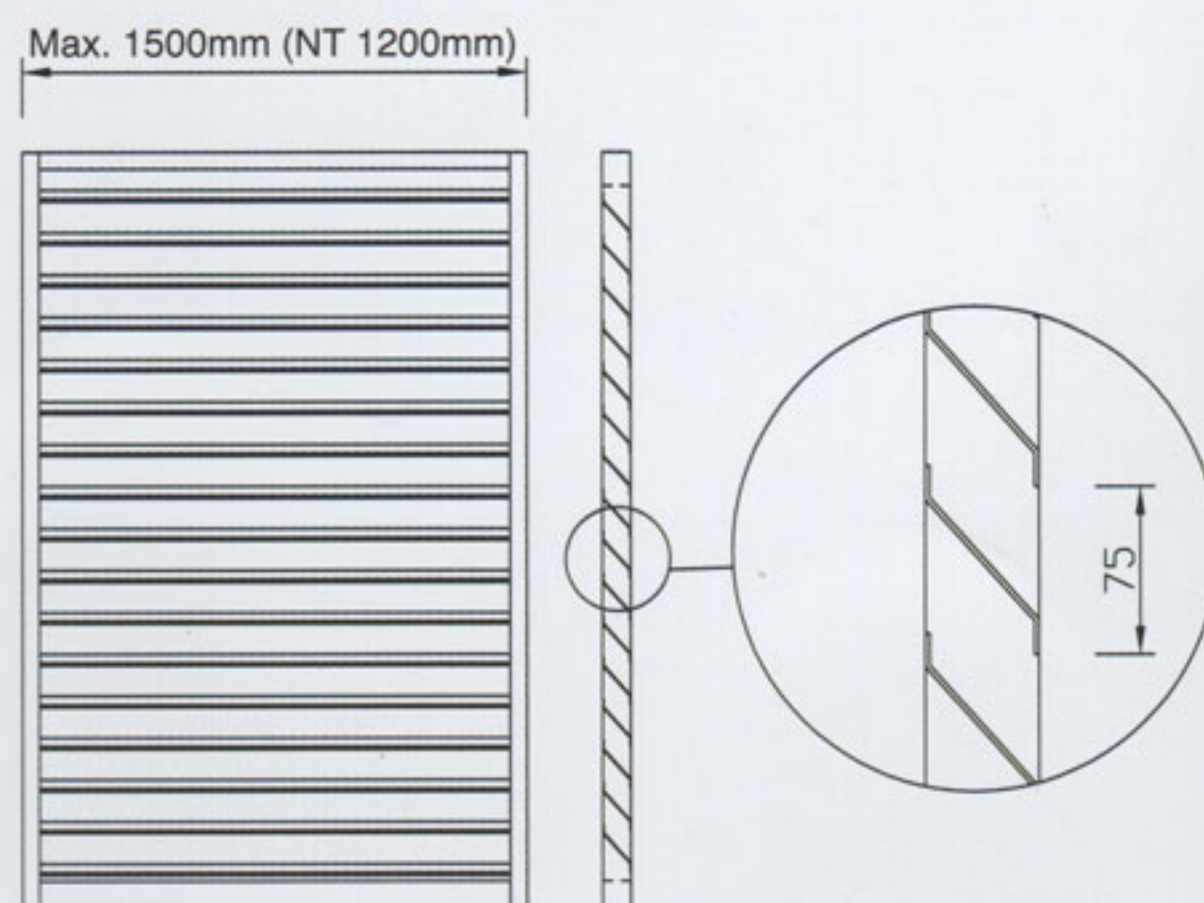
Styleline fixed louvres presents a stylish panel for use in areas where adjustment is not required. The unique profile is designed to allow for the flow of breeze and light into an area while still providing privacy and a level of weather protection. This provides an economical solution to your screening needs.

## Features of Styleline Fixed Louvres

- low maintenance hard wearing powdercoat finish
- modern architectural style
- high quality aluminium
- a range of powdercoat colours
- economical screening and panel option
- fully cyclone rated

## Application for the Styleline Fixed Louvres

- fixed screens for privacy and light control
- infill panels for walls and roof gables
- internal and external use





# aluminium lattice

Styleline Aluminium Lattice is a uniquely designed lattice screen system that can be designed, constructed and installed to provide you with a long lasting product to enhance your living area. Styleline lattice comes in a full range of exciting colours that will fully compliment your home and décor. Each lattice panel is individually made and can be custom built with stylish curves or angles to add an architectural finish to your installation.

## Features of the Styleline Aluminium Lattice

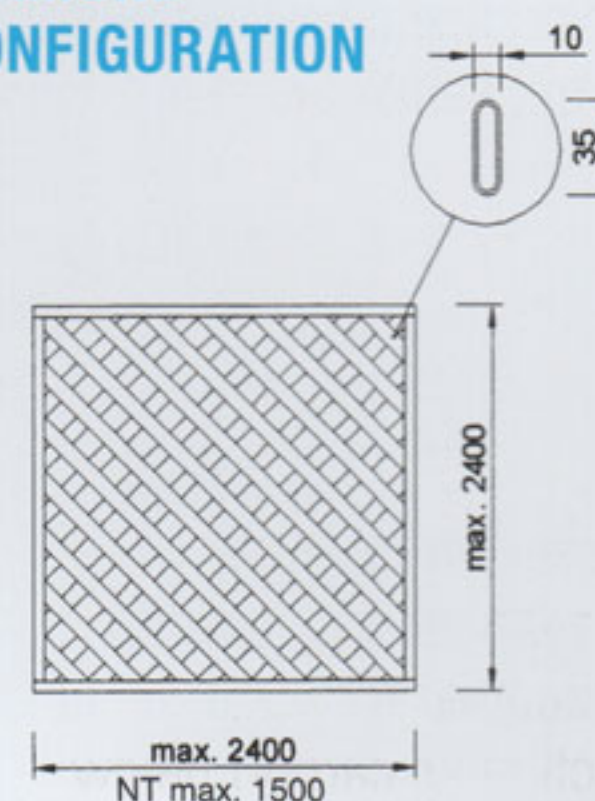
- manufactured from strong, high grade aluminium that will not rust, warp or split
- patented concealed fixing clip which gives a clean, rivetless, streamlined appearance
- hard wearing, long lasting, maintenance free, durable powder coat finish
- custom built curved and angled panels
- a full range of exciting colours
- individually made to measure
- fully cyclone rated

## Applications for the Styleline Aluminium Lattice

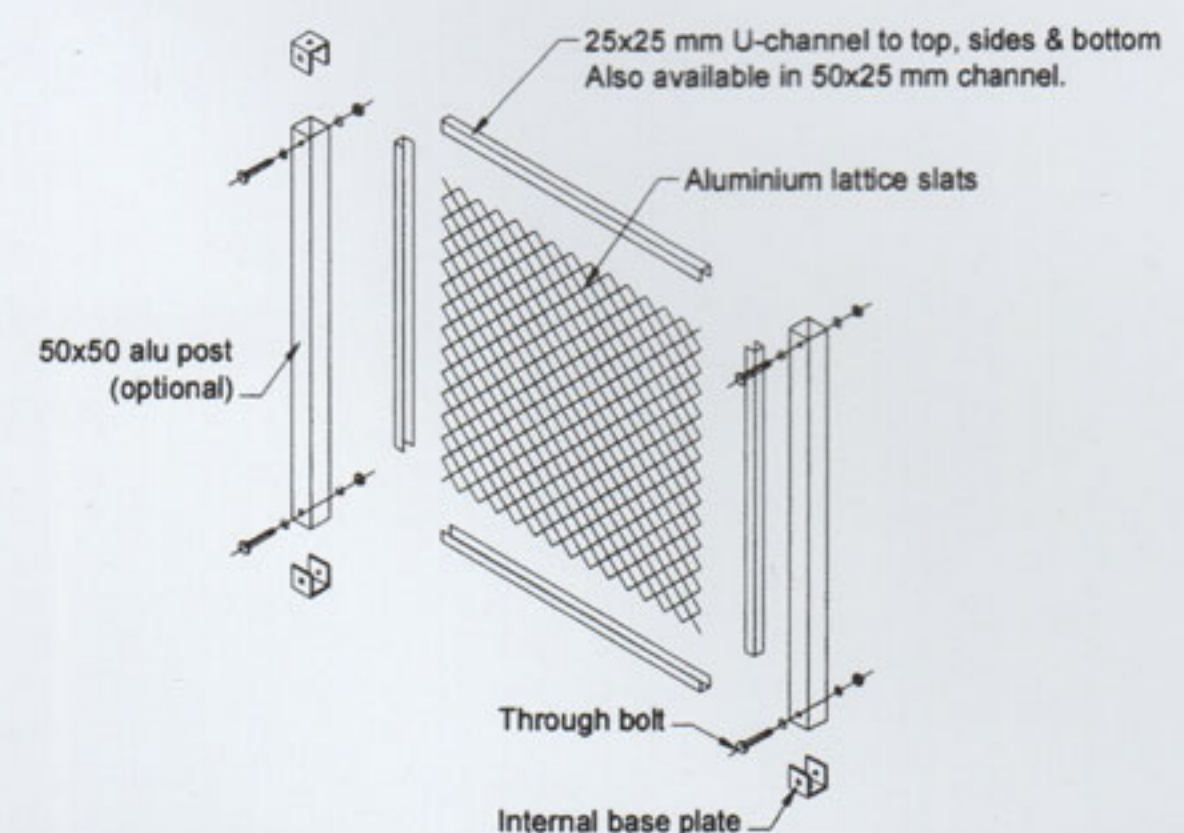
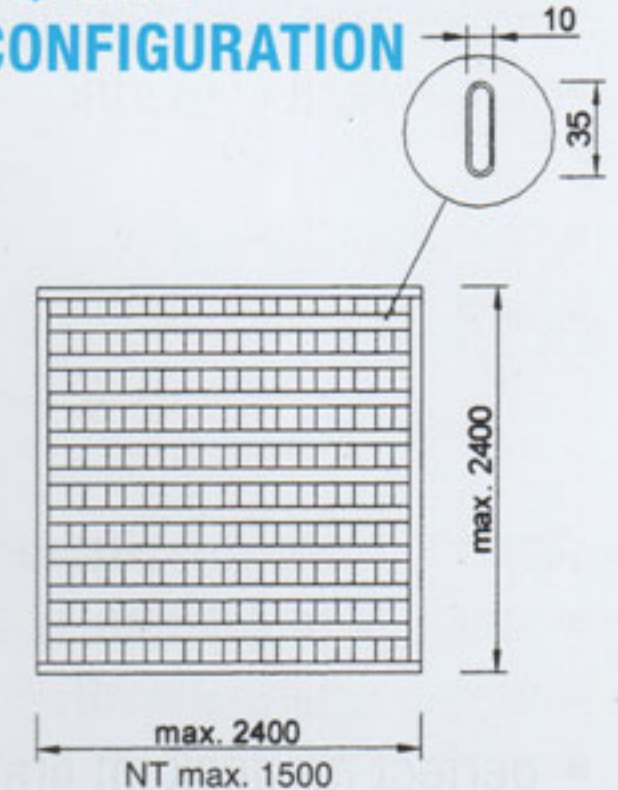
- to provide you with a privacy screen for a patio or pool area
- turn an exposed garden into a comfortable secluded hideaway
- to create a secure screen for carport, storage or outdoor living area
- provide partial shade to a living or entertainment area.
- install gates and doors in matching material to meet all of your access needs
- supply and installation service available



## DIAMOND CONFIGURATION



## SQUARE CONFIGURATION



# tropical room

## A new lifestyle choice for you home.

Patio World's Tropical Room allows you to enclose any open space at your home and turn it into an all weather tropical oasis. Revolutionary new design and manufacturing processes give the Tropical Room even greater flexibility to add lifestyle and value to you home.

Aluminium framework provides strength and matched with the latest memory film you can create the ultimate lifestyle space. When you chose Patio World's Tropical Room, you are dealing direct with the manufacturer.

Every room is made to measure and expertly crafted in our local factory. Invite the outdoors in, while maintaining complete control over the elements.

Welcome to your new Tropical Room.





# aluminium decking

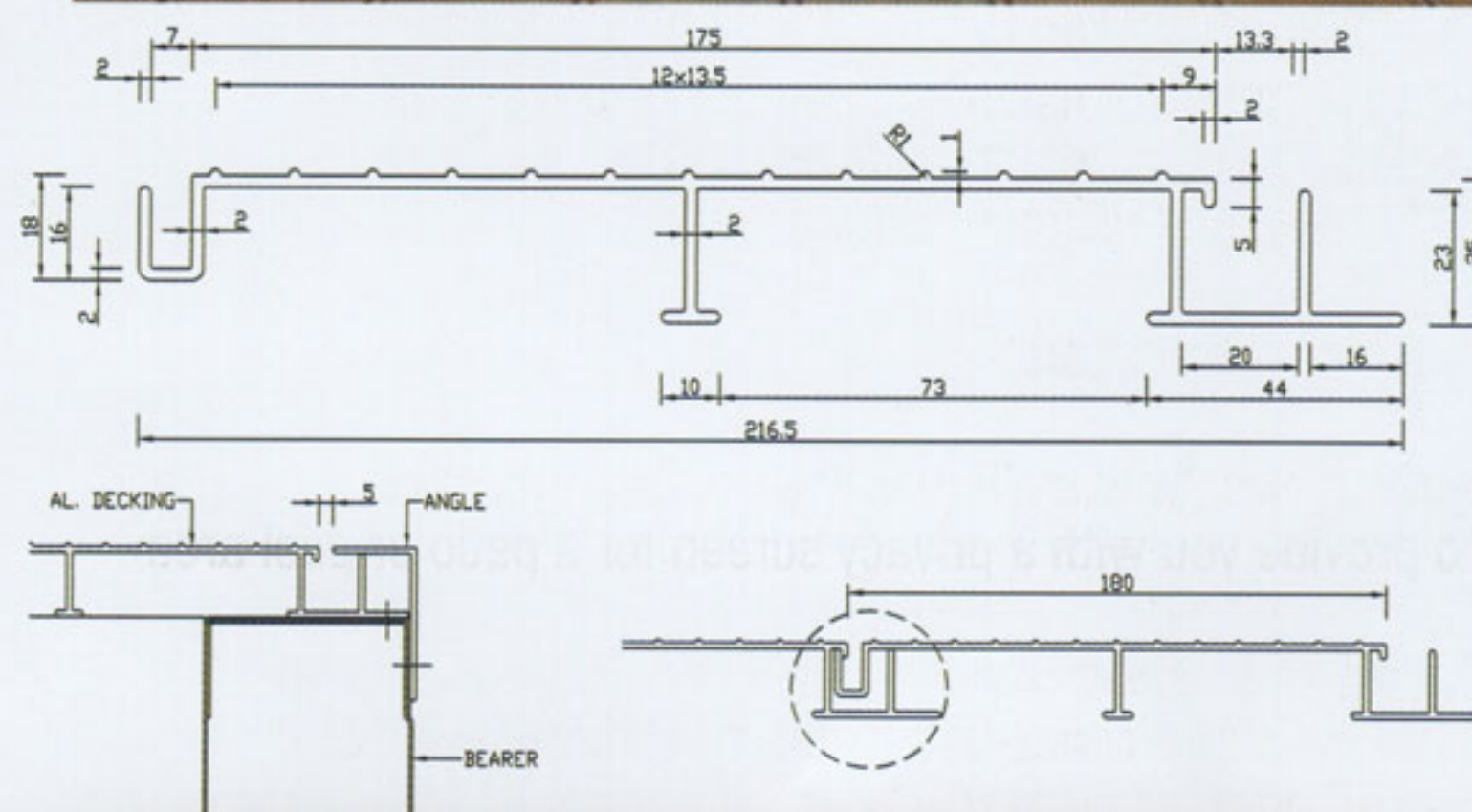

Our Aluminium Decking has been designed specifically for replacing timber decks and eliminating the problems of the old timber decks. The installation method is quicker than traditional installation of decking, stronger than timber, more consistent in appearance both colour and straightness.

## Features of Styleline Aluminium Decking

- no termite or insect issues
- 5 year limited manufactures warranty on powder coat finish
- never needs repainting or staining, the colour remains rich and doesn't fade
- consistent colouring
- environmentally friendly
- no more timber rot
- stronger than timber
- non slip ridges to prevent slip, perfect for around swimming pools
- hidden fixings so you don't see the screws holding the decking down
- the decking doesn't splinter, crack or warp
- tolerates extreme weather in heat and cold
- perfectly straight edges, seamless appearance
- fire resistant
- no more timber stains

## Applications for Styleline Aluminium Decking

- internal or external use
- modern appearance
- water resistant with 1 degree camber for water dispersion
- perfect for deck on first floor acting as carport below
- under side appearance in mill
- high quality aluminium
- can be applied to concrete slab with aluminium struts



# aluminium balustrade

The Styleline Aluminium balustrade system will provide you with a smart modern looking balustrade that suits all styles of house both traditional and contemporary. Constructed from rust free yet strong aluminium and finished in hard wearing powder coat the Styleline balustrade will give you many years of safe use for decks and stairways.

## Features of the Styleline Aluminium Balustrade

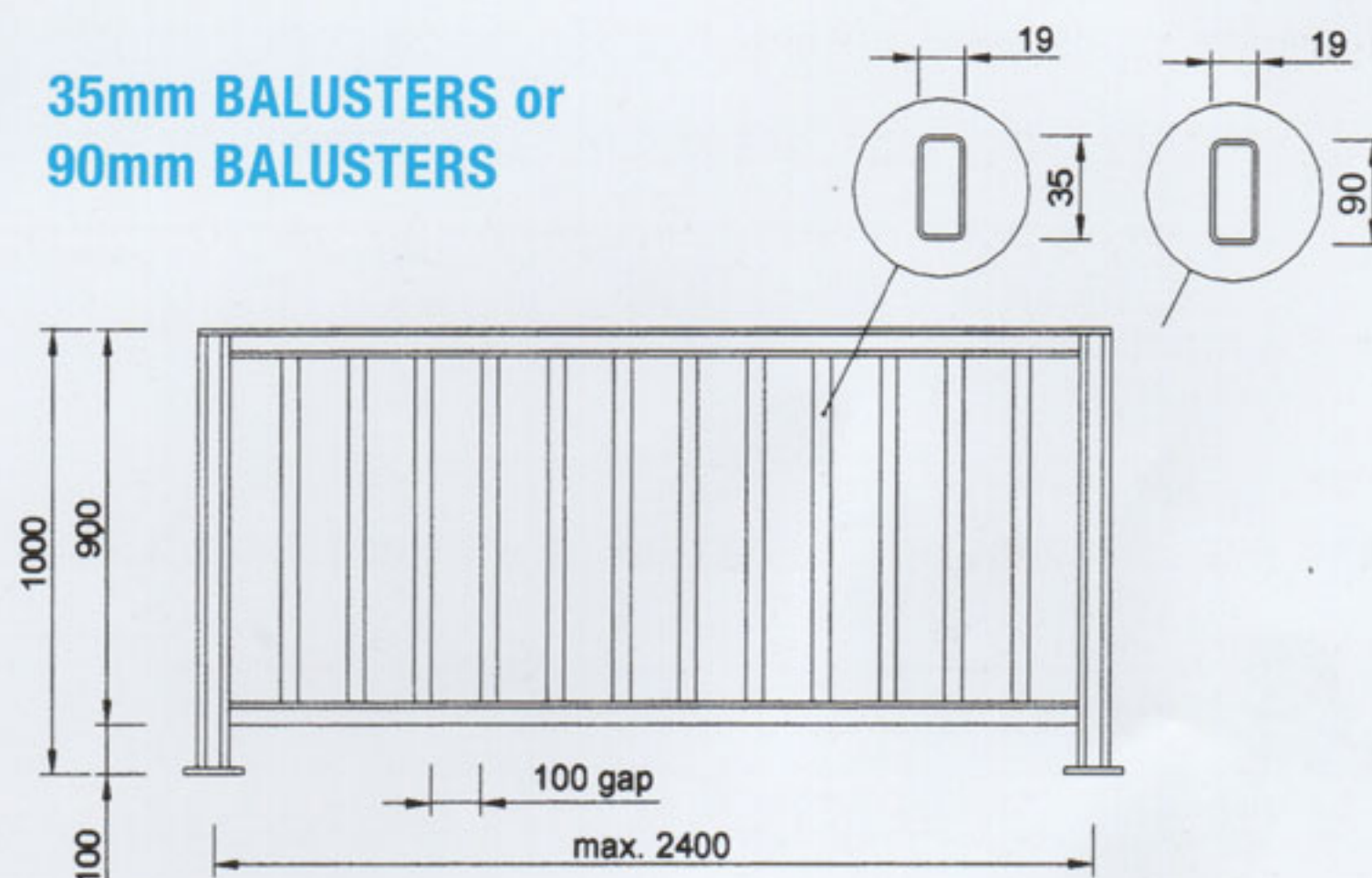
- manufactured from strong, high grade aluminium, will not rust or rot
- hard wearing, long lasting, maintenance free, durable powder coat finish
- engineer tested and certified to AS1170
- Baluster options:
  - 35 mm wide baluster - strong & safe, allows for a less restricted view
  - 90 mm wide baluster - strong but with more privacy
- components for sloping stairways or level panels
- a range of four colours
- fully tested for all uses to the Australian standard 1170.1 and Occupancy Types A, B, E and C

## Applications for the Styleline Aluminium Balustrade

- designed as an edge restraint for decks and landings
- designed for use on angled stairways or level decks
- create a barrier for pets or children to decks and patios
- easy to install components
- supply and installation service available
- optional 'supply only' - designed for easy DIY installation



## 35mm BALUSTERS or 90mm BALUSTERS





# sunset screens

The range of Styleline Sunset Screens provides you with a choice of architecturally styled panels designed to provide your home with privacy, security and protection from the elements.

Each of the styles - Jupiter, Saturn & Venus, have been carefully designed to achieve different functions and still enhance your living environment.

### Features of the Styleline Sunset Screen range

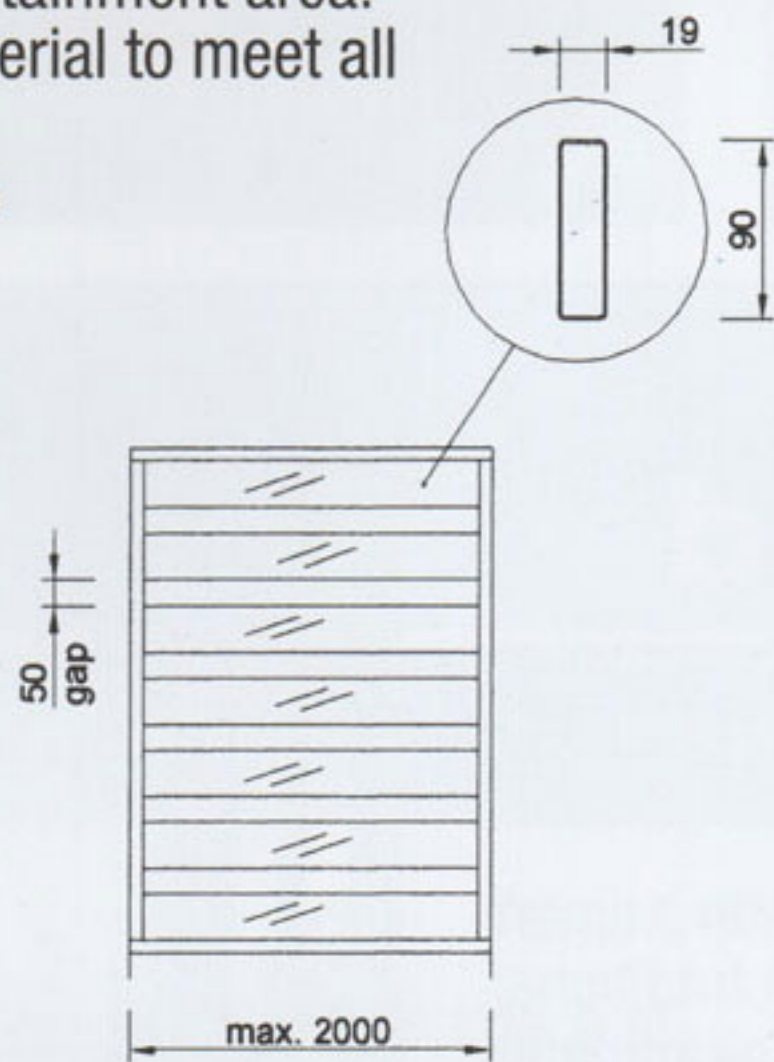
- manufactured from strong, high grade aluminium that will not rust, warp or split
- hard wearing, long lasting, low maintenance, durable powder coat finish
- brackets to allow direct fixing to buildings
- panels custom made to size
- a range of three styles to create options for privacy
- four powder coat colours
- fully cyclone rated

### Applications for the Styleline Sunset Screens

- to provide you with a privacy screen for a patio, pool or deck area
- fixed shutters or sliding panels
- to create a security screen for carport, storage or outdoor living area
- provide partial shade to a living or entertainment area.
- install gates and doors in matching material to meet all of your access needs
- supply and installation service available

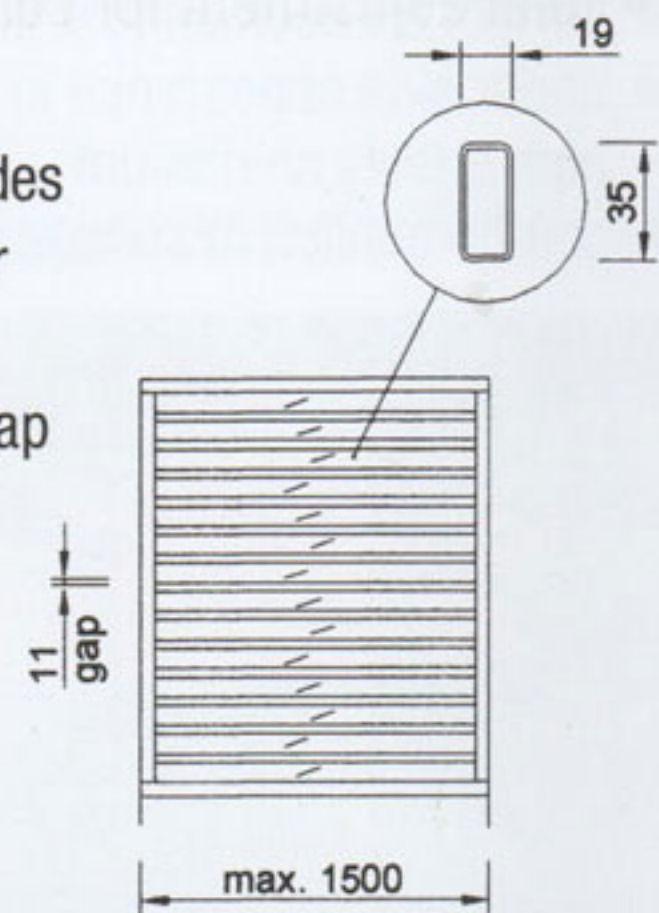
### Styleline Sunset Venus

- Styleline Venus allows you to partition or break up an area
- can be successfully used to provide privacy for windows while still allowing light
- features a 90mm slat with a 50mm gap
- will span up to 2.0metres in width (NT1.5m metres span)



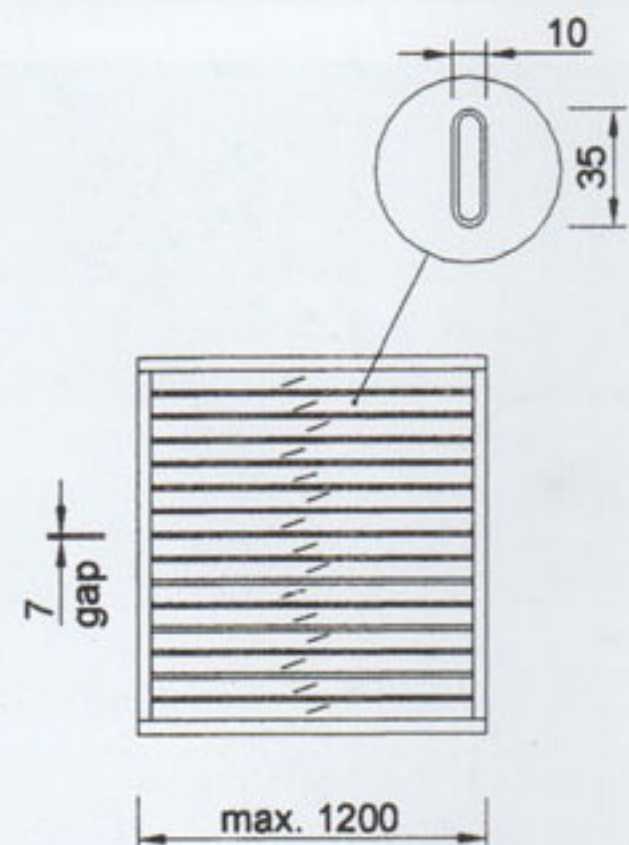
### Styleline Sunset Saturn

- Styleline Saturn screen provides light, privacy, security and air flow
- a 35mm slat with a 11mm gap
- will span up to 1.5 metres in width



### Styleline Sunset Jupiter

- Styleline Jupiter screen is designed for maximum privacy and security
- a 35mm slat with a 7mm gap
- will span up to 1.2 metres in width



## STYLELINE COLOUR RANGE

	WHITE	PRIMROSE	BLACK	WESTERN RED CEDAR	MIST GREEN	COTTAGE GREEN	TORRES BLUE	HERITAGE RED
--	-------	----------	-------	-------------------	------------	---------------	-------------	--------------

ADJUSTABLE SHUTTERS	✓	✓	✓	✓				
SUNSET SCREENS	✓	✓	✓	✓				
FIXED LOUVRES	✓	✓	✓	✓				
ALUMINIUM BALUSTRADE	✓	✓	✓	OPTIONAL				
ALUMINIUM DECKING				✓				
ALUMINIUM LATTICE	✓	✓	✓		✓	✓	✓	✓